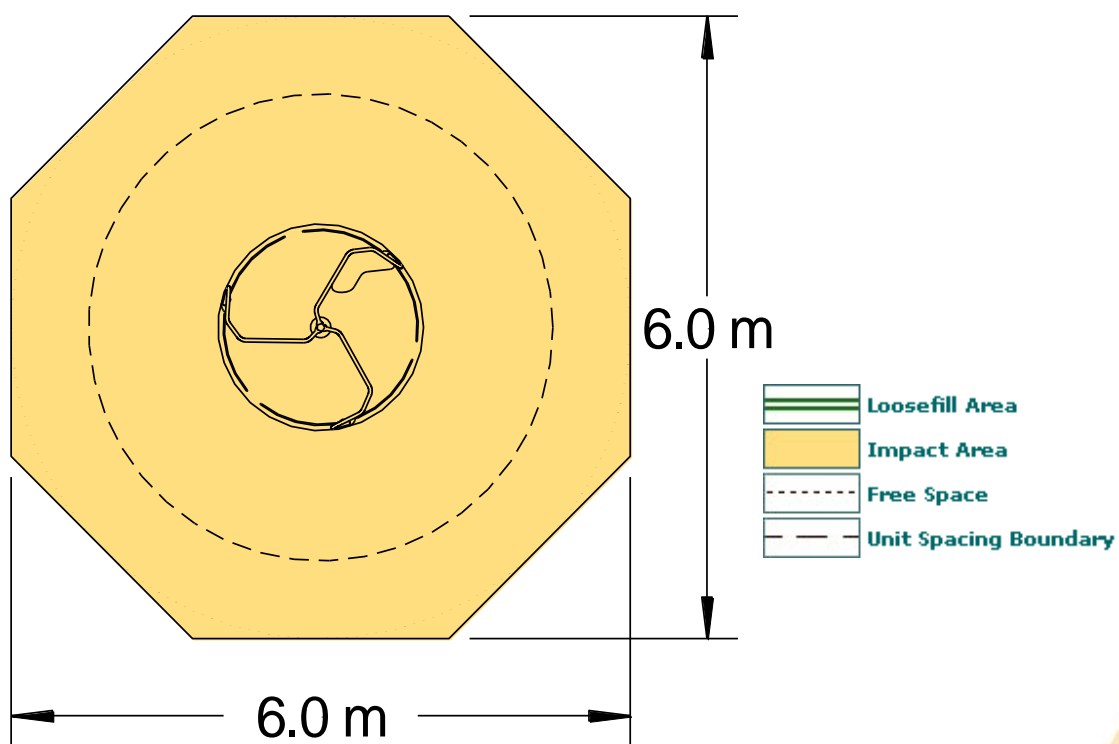
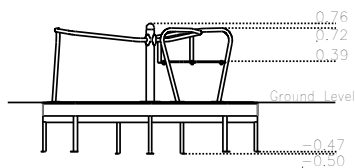



Movers – Inclusive Orbit



Technical Information	
Equipment Dimensions	
Length / Width / Height	2m x 2m x 1m
Surfacing and Area Required	
Minimum Space Required L/W/H	6.1m x 6.1m x 2.5m
Max Gradient of Ground	1 in 50
Free Height of Fall	1.0m
Impact Area	26.62m ²
Loosefill at 250mm	n/a
Bark / Cushionfall / Sand	n/a
Tiles	n/a
Installation Information	
Overall Weight	243kg
Heaviest Part	45kg
Largest Part	2m x 2m x .6m
Longest Part	2m
Concrete Required	0.4m ³
 KITEMARKED TO BS EN 1176	

Note: This unit is not suitable for installation in to Loosefill